



How to Calculate – Maibec CanExel^{MC}

WALL	WIDTH	X	HEIGHT	=	COVERAGE	OPENING	WIDTH	X	HEIGHT	=	OPENING AREA
#1		X		=		#1		X		=	
#2		X		=		#2		X		=	
#3		X		=		#3		X		=	
#4		X		=		#4		X		=	
Totals:						#5		X		=	
GABLE	WIDTH	X	HEIGHT	/2	=	COVERAGE	#6		X		=
#1		X		/2	=		#7		X		=
#2		X		/2	=		#8		X		=
#3		X		/2	=		#8		X		=
Totals:						Totals:					
Gross Coverage:						Total Openings:					
Surface Coverage (Gross Coverage - Total Openings):											
TOTAL SIDING REQUIRED (Surface coverage + 5% Waste Factor):											

PROFILE	SIZE	PIECES PER		WEIGHT PER UNIT	EACH BUNDLE COVERS	BUNDLES REQUIRED
		BUNDLE	UNIT			
Ced'R-Vue™ 9"	9" x 144"	4	160	2850 LBS/1295 KG	31 SQFT/2.88 SQ M	
Ced'R-Vue™ 6" Snap Lap	6" x 144"	4*	108	2610 LBS/1184 KG	38 SQFT/3.72 SQ M	
Ridgewood D-5™	12" x 144"	4	108	2442 LBS/1110 KG	44 SQFT/4.04 SQ M	
VStyle™	12" x 144"	4	108	2571 LBS/1166 KG	44 SQFT/4.04 SQ M	
UltraPlank™	12" x 144"	4	108	2442 LBS/1110 KG	44 SQFT/4.04 SQ M	
Ced'R-Vue™ 9" and Ced'R-Vue™ 6" Snap Lap have a thickness of 3/8", Ridgewood D-5™, VStyle™ and UltraPlank™ have a thickness of 7/16"						

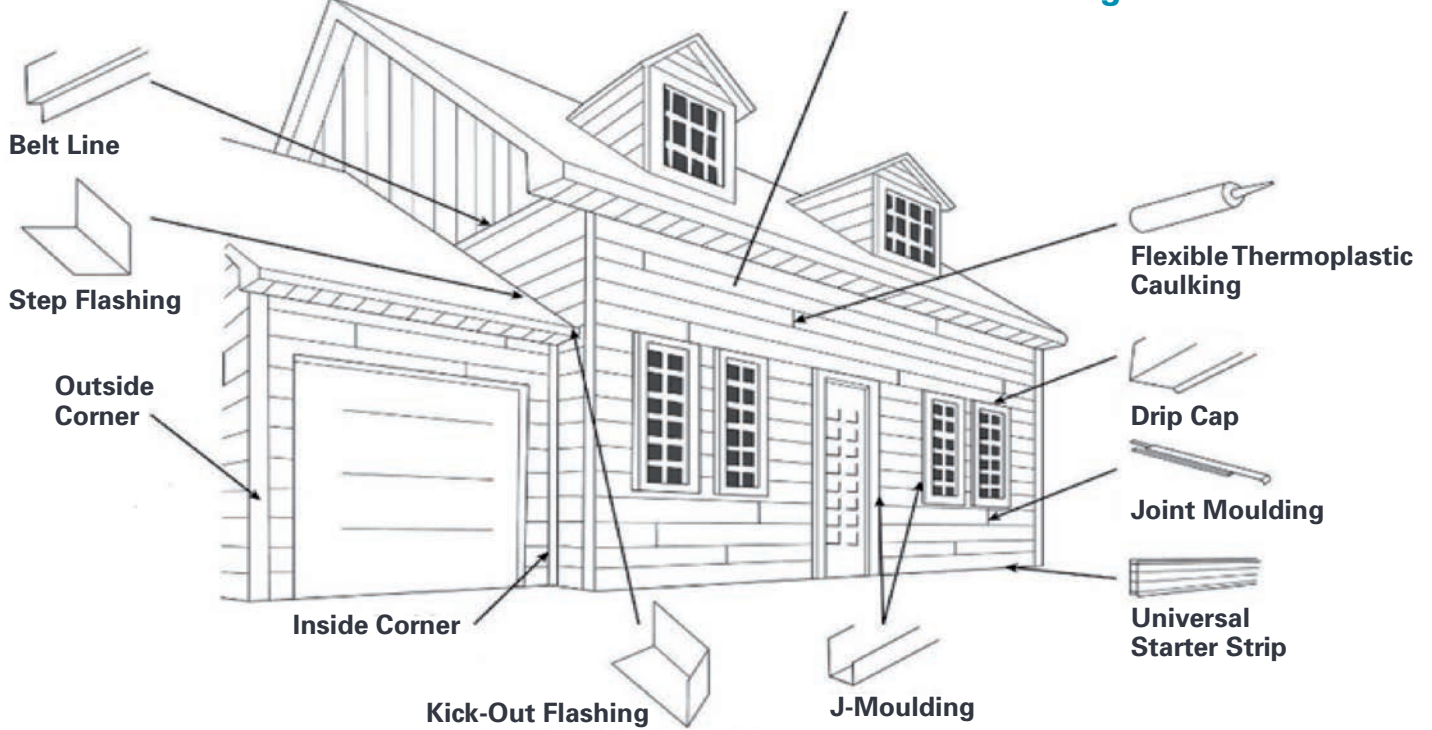
* Bundles of 4 boards of 12" that split into pieces of 6".

ACCESSORIES	SIZE	PCS/PAC	NOTES	PIECES REQUIRED
Universal Starter Strip	10'	30	LF of Wall /10 (for 9" and D 5 profile)	
Drip Cap	10'	10	# of openings + Width of Openings /10	
Belt Line (Z flashing)	10'	10	LF of Wall /10 (for siding above siding)	
Caulking Thermoplastic	-	20	Average per 1000 SQFT = 7 Tubes	
Touch up Paint or Stain	284 ml	12	Average per 1000 SQFT = 1 Tin	
Colour Matched Nails	2"	2 lb box	Average per 1000 SQFT = 2 Boxes	
Ridgewood D-5™ Joint Moulding	12"	120	Average per 1000 SQFT = 65 Pcs	
VStyle™ Joint Moulding	12"	120	Average per 1000 SQFT = 65 Pcs	
Ced'R Vue™ 9" Joint Moulding	9"	120	Average per 1000 SQFT = 70 Pcs	
Ced'R Vue™ 6" Joint Moulding	6"	120	Average per 1000 SQFT = 100 Pcs	

ALUMINUM TRIM	SIZE	PCS/PAC	NOTES	PIECES REQUIRED
1/2" J Moulding (6" & 12" Profiles)	10'	10	Total LF /10 (Typically used around sides and bottom of openings)	
1" J Moulding (9" Profile)	10'	10		
1/2" Outside Corner Post (For 6" & 12" CanExel™ Profiles)	10'	10	1 pc per 10' Storey x Number of Corners	
1" Outside Corner Post (For 9" Maibec CanExel™ Profile)	10'	10		

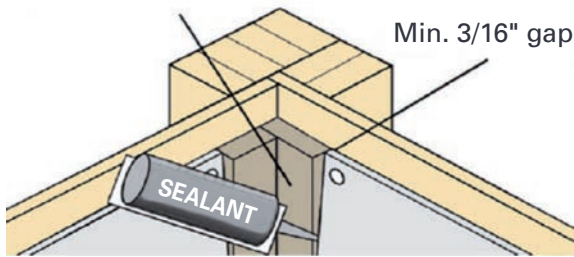
For more information, please contact your local Maibec representative.

Maibec CanExel™ Exterior Siding



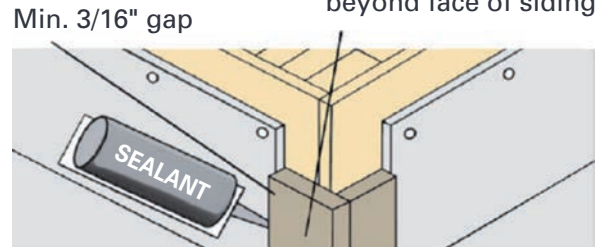
PREFERRED INSIDE CORNER DETAIL

Trim must extend beyond face of siding



PREFERRED OUTSIDE CORNER DETAIL

Trim must extend beyond face of siding



NEVER NAIL INTO EDGES WITHOUT PRE-DRILLING



DO NOT MITER EDGES



DO NOT MITER CUT THE CORNER JOINT

For more information, please contact your local Maibec representative.